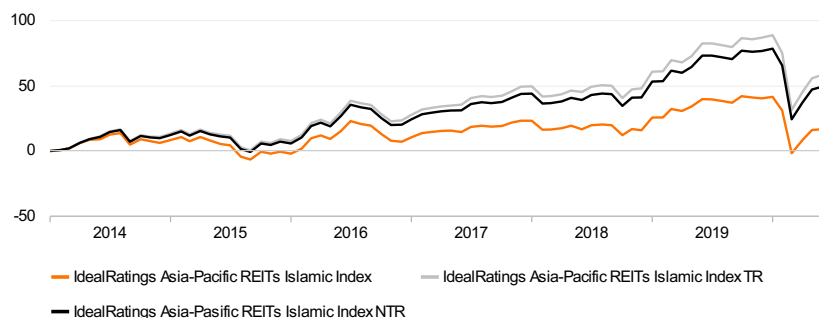


IdealRatings Asia-Pacific REITs Islamic Index

IdealRatings Asia-Pacific REITs Islamic Index comprises companies listed on Australia, Malaysia, Taiwan, Hong Kong, New Zealand, Thailand, Japan, Singapore and South Korea stock exchanges that pass a rule-based screening for compliance with Shariah law. The Index is a free float-adjusted, market capitalization-weighted index.

Cumulative Performance



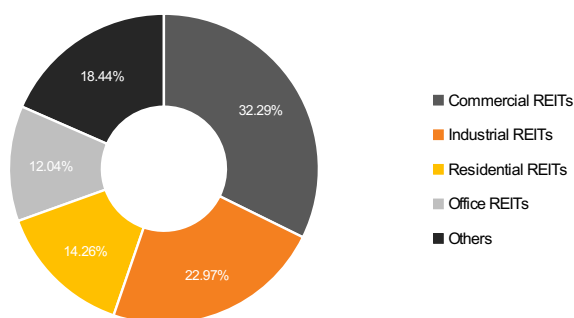
Ratios

Index	Risk Adj. Return			Volatility			Div.
	1Yr	3Yrs	5Yrs	1Yr	3Yrs	5Yrs	Yld (%)
IdealRatings Asia-Pacific REITs Islamic Index	-0.45	0.28	0.41	0.29	0.19	0.17	4.38

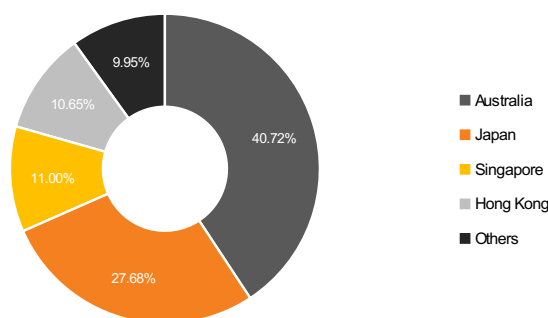
Performance

Index	Return (%)					Year on Year Return (%)			
	YTD	1Yr	3Yrs	5Yrs	Total	2016	2017	2018	2019
PR	-16.83%	-16.46%	0.64%	2.08%	16.76%	7.69	15.05	-5.95	21.11
TR	-15.18%	-13.10%	5.37%	7.09%	58.58%	13.24	20.92	-0.90	26.31
NTR	-15.44%	-13.71%	4.43%	6.09%	49.43%	12.15	19.62	-1.89	25.25

Sector Breakdown



Country Breakdown



Index Characteristics

Number of Constituents	57
Largest MC	\$ 11,134.41 M
Smallest MC	\$ 21.20 M
Average MC	\$ 1,953.40 M
Median MC	\$ 693.62 M
Currency of Calculation	USD
Inception Date	17 February 2014

Top 5 Constituents

The Link Real Estate Investment Trust	10.00%
Goodman Group	10.00%
DEXUS Property Group	7.66%
Mirvac Group	6.64%
Stockland Corporation Ltd	6.15%

Constituents by Country

Country	Count	Market Cap
Australia	15	\$ 45,339.63 M
Japan	11	\$ 30,820.04 M
Singapore	7	\$ 12,243.61 M
Hong Kong	3	\$ 11,859.75 M
Others	21	\$ 11,081.05 M

June 2020


About IdealRatings

IdealRatings Inc. specializes in working with investors aspiring to align their values with their investment goals. The company has been enhancing and expanding its tools and services for values-based investors since 2006. IdealRatings Inc. solutions are utilized by a diverse range of clients worldwide; including institutional investors, asset managers, index providers, and brokerage firms. IdealRatings Islamic Indices consist of a rich subset of listed equities that adhere to clearly defined and transparent Shariah guidelines.

IdealRatings Inc. is the sole proprietor of the IdealRatings® trademark. This document shall not grant any rights to use or benefit from the IdealRatings® trademark. The content of this document, therefore, shall not be REPRODUCED, MODIFIED or REDISTRIBUTED without obtaining a written consent. All data and analysis provided under the methodology at hand are made solely for information purposes and all performance analysis and figures provided are based on historical data and thus shall not act as a guarantee for future results. IN NO EVENT SHALL IDEALRATINGS OR ITS LICENSORS BE LIABLE TO CUSTOMER, OR TO ANY PERSON CLAIMING BY OR THROUGH CUSTOMER, FOR ANY LOST PROFITS, LOST BUSINESS, LOST REVENUE OR FOR ANY INDIRECT, PUNITIVE, SPECIAL, EXEMPLARY, INCIDENTAL, OR CONSEQUENTIAL DAMAGES (INCLUDING LOSS OF DATA, USE OR OTHER ECONOMIC ADVANTAGE) ARISING OUT OF, OR IN ANY WAY CONNECTED WITH THE PRODUCT DATA, INCLUDING BUT NOT LIMITED TO THE USE OR INABILITY TO USE THE PRODUCT DATA

COPYRIGHT IDEALRATINGS INC. 2006-2020. ANY UNAUTHORIZED COPYING, DISCLOSURE, OR DISTRIBUTION OF THE CONTENT OR MATERIAL IS STRICTLY PROHIBITED.

Contact Us

 Phone: +1 (415) 955-2737

 E-mail: info@idealratings.com

To learn more visit: www.idealratings.com

Corporate Headquarter

IdealRatings, Inc.

50 California Street, Suite 1500,

San Francisco, CA 94111